

CM Reports represents all reports generated by the system CUSTOMER MONITOR.

Typical properties :

- All reports are available according to the used (bought) functionality.
- Preferred table output is an XLS export from the current view, data filtration. Then in the selected parts (i.e. General technical section of CM, C-Desk, SW audit, HW inventory, Internet Bandwith monitoring...) there are separate dialogs to generate sets of outputs.
- There are many graphs in Flash and HTML environment available for the reports
- Optimization of selected reports for informing customers and for internal demands of the company's management
- Reports include processed historical data, in selected cases up to 2 years

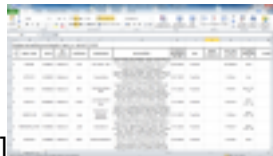
Read more detailed information at [How CM works in the section Reports](#) [1]

Date:

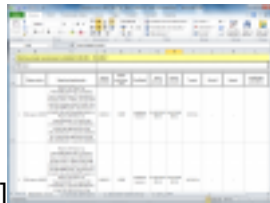
11/19/2012



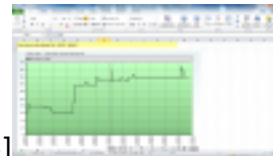
[2]



[3]



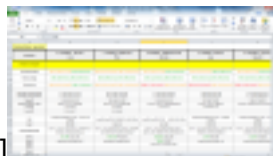
[4]



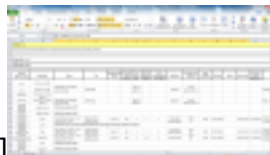
[5]



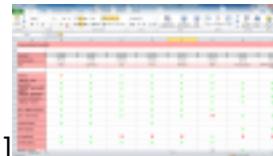
[6]



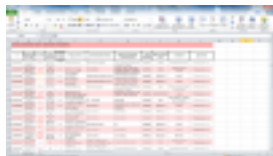
[7]



[8]



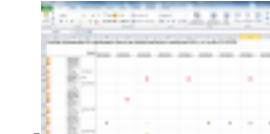
[9]



[10]



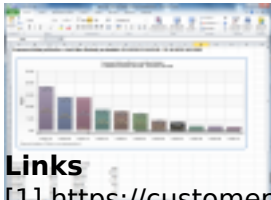
[11]



[12]



[13]



[15]



[16]

Links

- [1] <https://customermonitor.co/how-cm-works-0/reports>
- [2] <https://customermonitor.co/sites/default/files/uvodny%20prehľad.png>
- [3] <https://customermonitor.co/sites/default/files/evidencny%20zoznam%20pc.png>
- [4] <https://customermonitor.co/sites/default/files/report%20z%20poruch%20watchov.png>
- [5] <https://customermonitor.co/sites/default/files/graf%20priebehu%20watchu.png>
- [6] https://customermonitor.co/sites/default/files/histogram_0.png
- [7] <https://customermonitor.co/sites/default/files/prehľad%20pc%20s%20poruchami.png>
- [8] <https://customermonitor.co/sites/default/files/report%20zalohovanie.png>
- [9] <https://customermonitor.co/sites/default/files/prehľad%20poruch%20na%20pocitacoch.png>
- [10] <https://customermonitor.co/sites/default/files/report%20Poruchy%20-%20Export%20z%20historie.png>
- [11] <https://customermonitor.co/sites/default/files/report%201.1.png>
- [12] <https://customermonitor.co/sites/default/files/report%201.png>
- [13] https://customermonitor.co/sites/default/files/3_2_system-vedenie_Vyvoj_poziadaviek_u_zakaznika.png
- [14] <https://customermonitor.co/sites/default/files/report%20ibm.png>
- [15] https://customermonitor.co/sites/default/files/tlac%20organizacna%20struktura_0.png
- [16] <https://customermonitor.co/sites/default/files/kolacikovygraf%20do%20ukazok.png>