

Software audit enables to gain overview of installed and purchased software. Data collection runs automatically on daily basis through the program module Descript.exe. Then, at processing on the CM Server, it is defined which software requires a license or is a freeware and the system generates prior displays.

### Typical properties of the component SW audit :

#### Automated collecting of installed software and distinguishing of licensed and freeware software

Automatic detection 1x a day, immediately after installation of the C-Monitor client

#### Evidence of purchased software according to invoices, comparison of purchased and found software

Evidence of purchased software based on acquisition documents and certificates.

Optional pairing of found software and input documents.

#### Additional manual evidence of software for other devices

For evidence of software licenses also on other computers (i.e. LINUX, Mac) or on Smartphones, copiers...

#### Monitoring of license expiry and warning via CM Errors

Evaluation based on a given time validity,

Indications in the mutual section Errors

#### Reports

Comparison of total number of installed programs and purchased licenses

Reports with detailed specification in terms of device, programs, purchased SW...

History of changes of installed programs

More detailed information at [How CM works in the section Software audit](#) [1]

Date:

12/01/2012

Images:



[2]



[3]



[4]



[5]



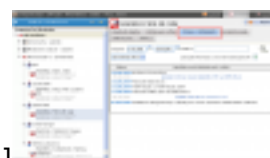
[6]



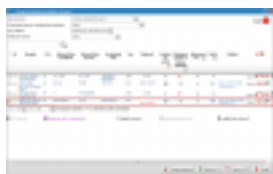
[7]



[8]



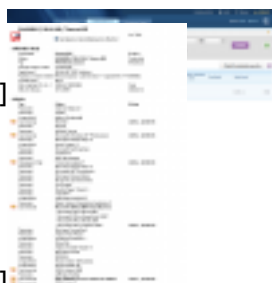
[9]



[10]



[14]



[11]



[12]



[13]

[15]

## Links

- [1] <https://customermonitor.co/how-cm-works-0/software-audit-lists-software>
- [2] [https://customermonitor.co/sites/default/files/zony-softver\\_0.png](https://customermonitor.co/sites/default/files/zony-softver_0.png)
- [3] <https://customermonitor.co/sites/default/files/instalovany%20softver%20v%20audit%20sw.png>
- [4] [https://customermonitor.co/sites/default/files/image049\\_1.png](https://customermonitor.co/sites/default/files/image049_1.png)
- [5] [https://customermonitor.co/sites/default/files/image055\\_2.png](https://customermonitor.co/sites/default/files/image055_2.png)
- [6] [https://customermonitor.co/sites/default/files/image063\\_1.png](https://customermonitor.co/sites/default/files/image063_1.png)
- [7] [https://customermonitor.co/sites/default/files/image065\\_1.png](https://customermonitor.co/sites/default/files/image065_1.png)
- [8] [https://customermonitor.co/sites/default/files/image071\\_0.png](https://customermonitor.co/sites/default/files/image071_0.png)
- [9] [https://customermonitor.co/sites/default/files/image181\\_0.png](https://customermonitor.co/sites/default/files/image181_0.png)
- [10] [https://customermonitor.co/sites/default/files/sledovanie%20platnosti%20SW333\\_0.png](https://customermonitor.co/sites/default/files/sledovanie%20platnosti%20SW333_0.png)
- [11] [https://customermonitor.co/sites/default/files/sledovanie%20platnosti%20SW2\\_0.png](https://customermonitor.co/sites/default/files/sledovanie%20platnosti%20SW2_0.png)
- [12] [https://customermonitor.co/sites/default/files/office%202011\\_1.png](https://customermonitor.co/sites/default/files/office%202011_1.png)
- [13] [https://customermonitor.co/sites/default/files/image163\\_0.png](https://customermonitor.co/sites/default/files/image163_0.png)
- [14] [https://customermonitor.co/sites/default/files/image167\\_0.png](https://customermonitor.co/sites/default/files/image167_0.png)
- [15] [https://customermonitor.co/sites/default/files/image173\\_1.png](https://customermonitor.co/sites/default/files/image173_1.png)